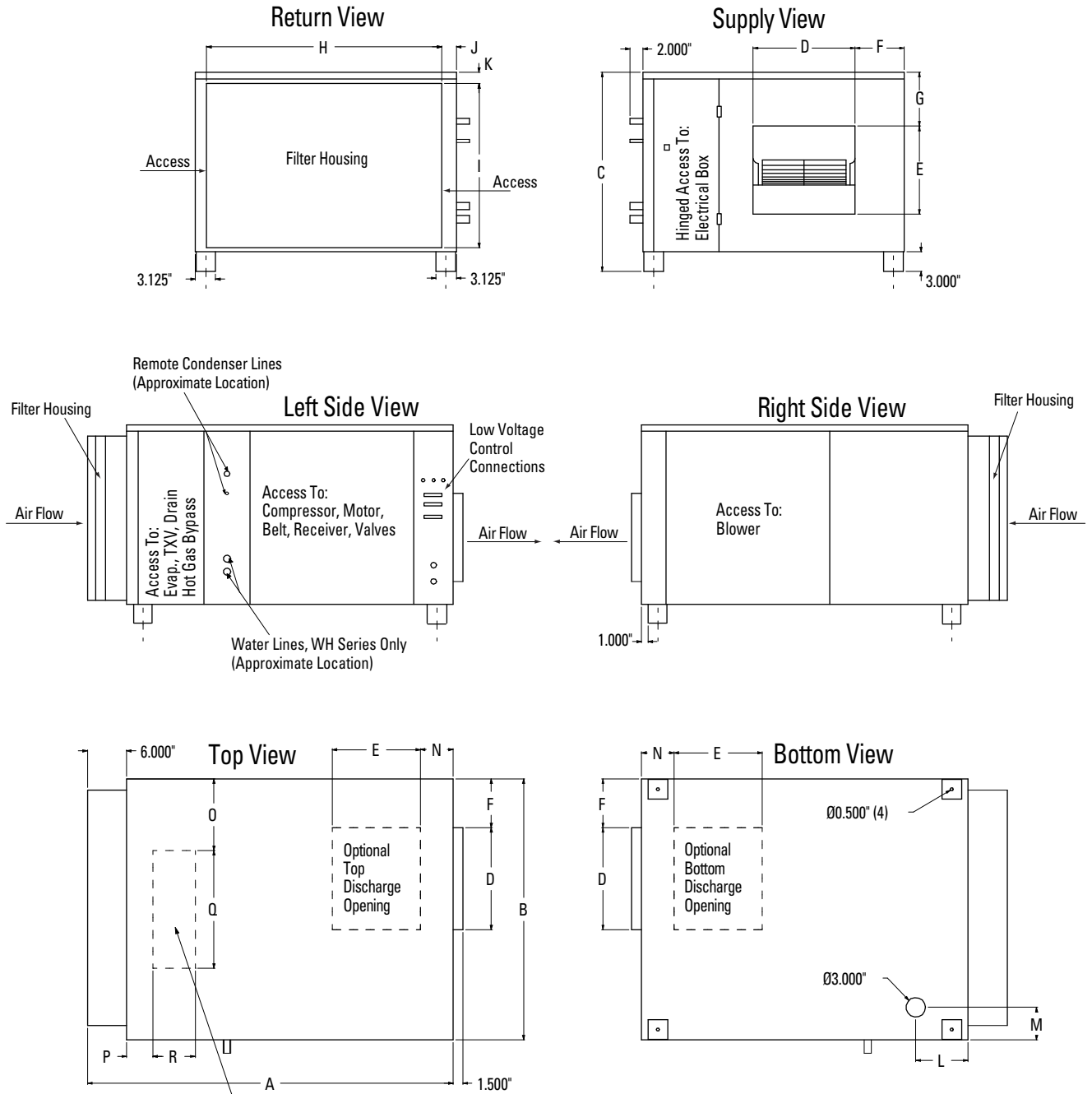


**AIR COOLED - NON WATER HEATING DEHUMIDIFIERS  
DCA 2000T, DCA 2500T**

**WATER HEATING ASSIST DEHUMIDIFIERS  
DCA 900TWH, DCA 1500TWH**

**PHYSICAL DIMENSIONS**



Optional Fresh Air Opening (Max. 25% Of Total CFM)

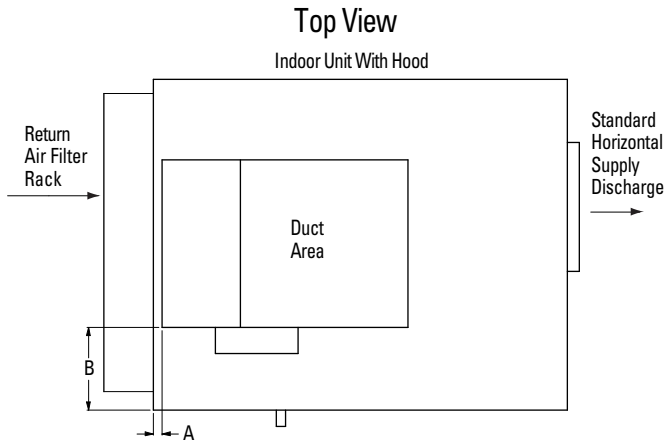
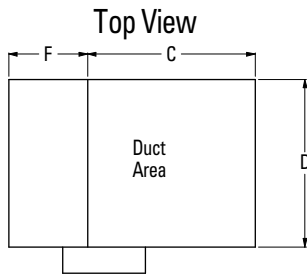
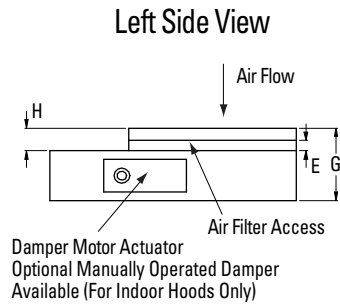
	A	B	C	D	E	F	G	H	I	J	K	L	M	N	O	P	Q	R
DCA 900TWH	56	40	30 1/2	13 1/4	11 3/8	10 1/4	10 3/4	25	25 1/8	6	1 3/4	8	5	7	15	5	10	5
DCA 1500TWH	56	40	30 1/2	13 1/4	11 3/8	10 1/4	10 3/4	25	25 1/8	6	1 3/4	8	5	7	11	4 1/8	18	6 1/2
DCA 2000T	56	40	30 1/2	15 5/8	13 1/2	7 1/2	8 1/4	36	25 1/8	2 1/4	1 3/4	8	5	5	11	4 1/2	18	6 1/2
DCA 2500T	56	40	30 1/2	15 5/8	13 1/2	7 1/2	8 1/4	36	25 1/8	2 1/4	1 3/4	8	5	5	11	4	18	6 1/2

CAUTIONS: All dimensions in inches and are subject to change without notice.

# MAKE UP AIR HOODS

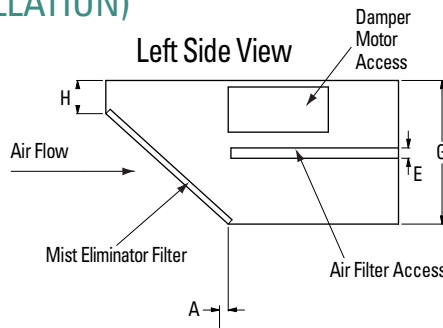
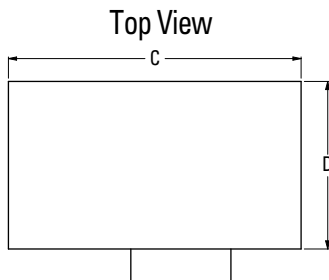
**AIR COOLED - NON WATER HEATING DEHUMIDIFIERS**  
**DCA 2000T, DCA 2500T**  
**WATER HEATING ASSIST DEHUMIDIFIERS**  
**DCA 900TWH, DCA 1500TWH**

## INDOOR HOOD (INDOOR INSTALLATION)

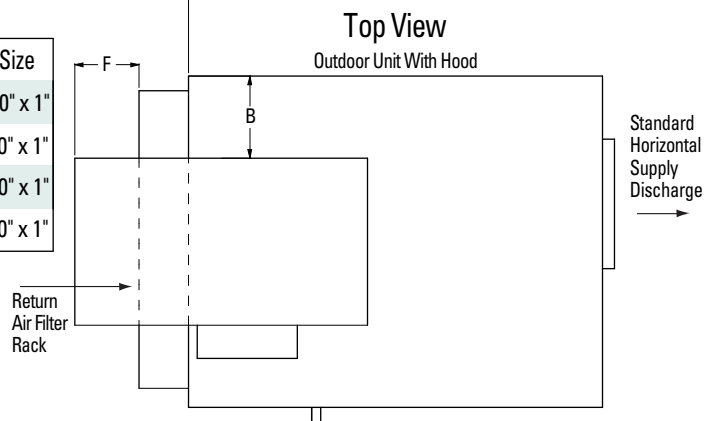


Model	A	B	C	D	E	F	G	H	Filter Size
DCA 900TWH	1	9 7/8	20 1/4	20 1/4	1 1/4	9 1/2	8 3/4	2 3/4	20" x 20" x 1"
DCA 1500TWH	1	9 7/8	20 1/4	20 1/4	1 1/4	9 1/2	8 3/4	2 3/4	20" x 20" x 1"
DCA 2000T	1	9 7/8	20 1/4	20 1/4	1 1/4	9 1/2	8 3/4	2 3/4	20" x 20" x 1"
DCA 2500T	1	9 7/8	20 1/4	20 1/4	1 1/4	9 1/2	8 3/4	2 3/4	20" x 20" x 1"

## OUTDOOR HOOD (OUTDOOR INSTALLATION)



Model	A	B	C	D	E	F	G	H	Filter Size
DCA 900TWH	1	9 7/8	35 3/8	20 1/4	1 1/4	7 3/4	17 3/8	4	20" x 20" x 1"
DCA 1500TWH	1	9 7/8	35 3/8	20 1/4	1 1/4	7 3/4	17 3/8	4	20" x 20" x 1"
DCA 2000T	1	9 7/8	35 3/8	20 1/4	1 1/4	7 3/4	17 3/8	4	20" x 20" x 1"
DCA 2500T	1	9 7/8	35 3/8	20 1/4	1 1/4	7 3/4	17 3/8	4	20" x 20" x 1"



CAUTIONS: All dimensions in inches and are subject to change without notice.