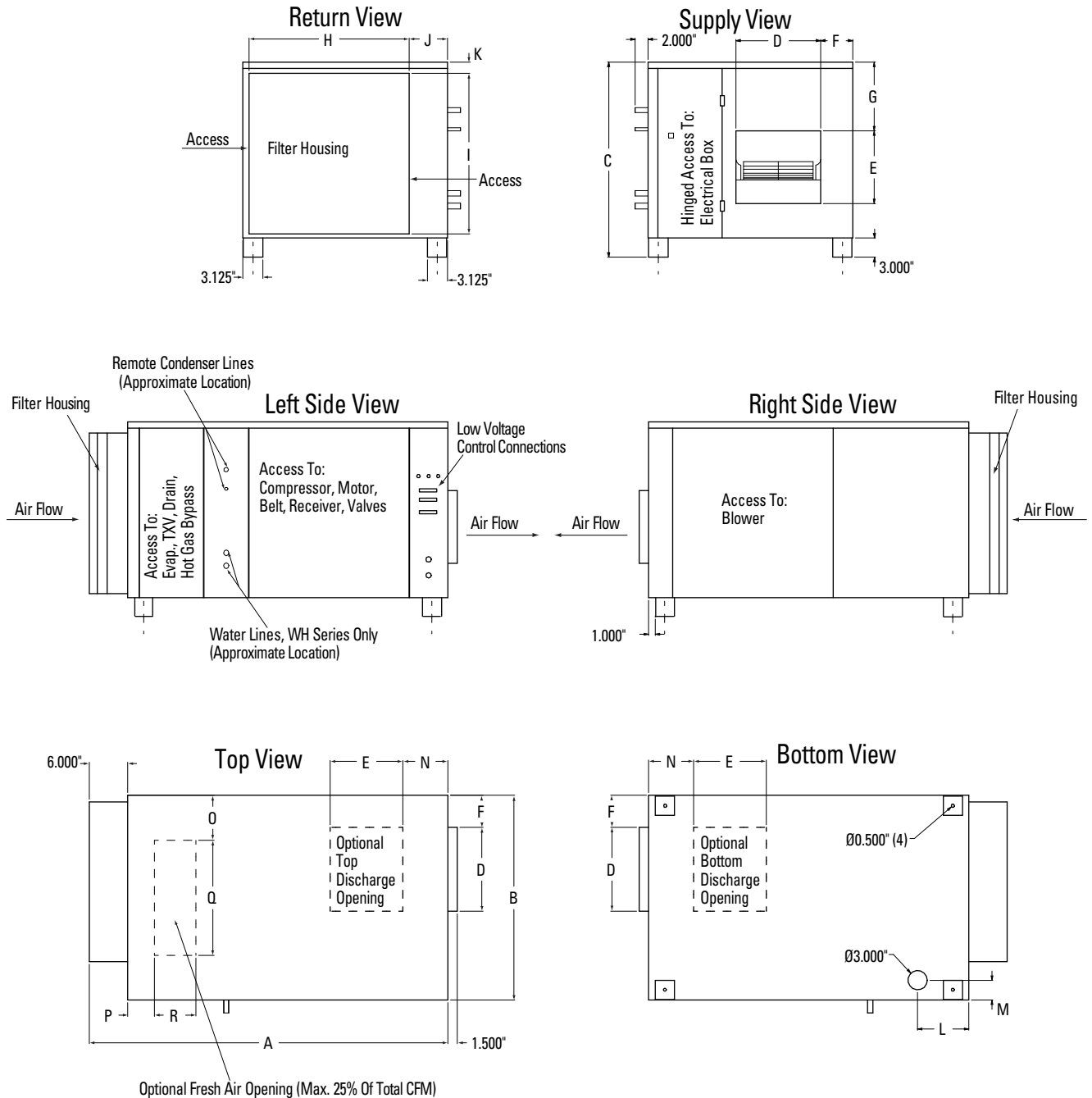


**AIR COOLED - NON WATER HEATING DEHUMIDIFIERS
DCA 900T, DCA 1500T**

**WATER HEATING ASSIST DEHUMIDIFIER
DCA 650TWH**

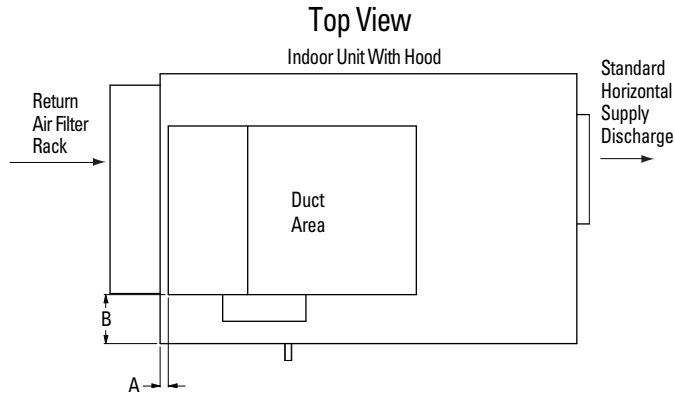
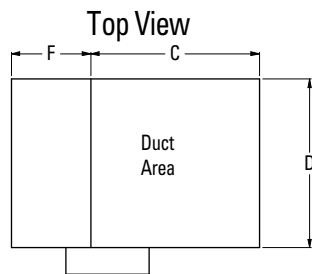
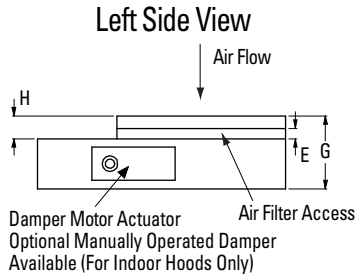
PHYSICAL DIMENSIONS



	A	B	C	D	E	F	G	H	I	J	K	L	M	N	O	P	Q	R
DCA 650TWH	56	32	30 1/2	9 1/4	10 1/4	7	11 1/8	20	20 1/8	11	4 1/4	8	3 1/8	5	11	5	10	5
DCA 900T	56	32	30 1/2	13 1/4	11 3/8	5	10 3/4	25	25 1/8	6	1 3/4	8	3 1/8	7	11	5	10	5
DCA 1500T	56	32	30 1/2	13 1/4	11 3/8	5	10 3/4	25	25 1/8	6	1 3/4	8	3 1/8	7	7	4 1/8	18	6 1/2

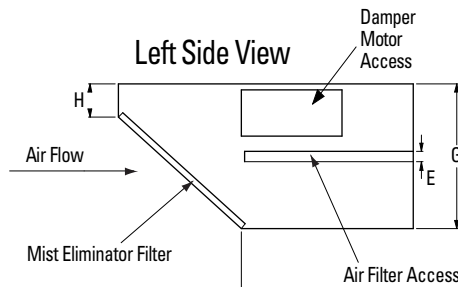
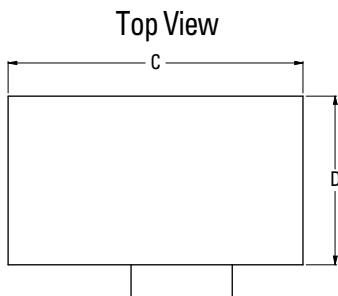
CAUTIONS: All dimensions in inches and are subject to change without notice.

INDOOR HOOD (INDOOR INSTALLATION)

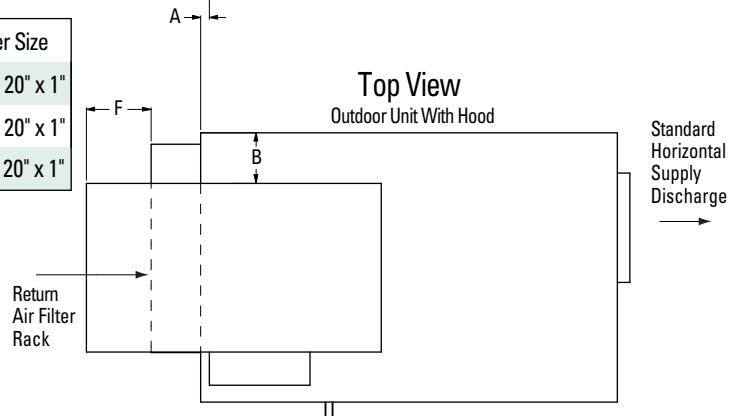


Model	A	B	C	D	E	F	G	H	Filter Size
DCA 650TWH	1	5 7/8	10 1/4	20 1/4	1 1/4	9 1/2	8 3/4	2 3/4	20" x 20" x 1"
DCA 900T	1	5 7/8	20 1/4	20 1/4	1 1/4	9 1/2	8 3/4	2 3/4	20" x 20" x 1"
DCA 1500T	1	5 7/8	20 1/4	20 1/4	1 1/4	9 1/2	8 3/4	2 3/4	20" x 20" x 1"

OUTDOOR HOOD (OUTDOOR INSTALLATION)



Model	A	B	C	D	E	F	G	H	Filter Size
DCA 650TWH	1	5 7/8	35 3/8	20 1/4	1 1/4	7 3/4	17 3/8	4	20" x 20" x 1"
DCA 900T	1	5 7/8	35 3/8	20 1/4	1 1/4	7 3/4	17 3/8	4	20" x 20" x 1"
DCA 1500T	1	5 7/8	35 3/8	20 1/4	1 1/4	7 3/4	17 3/8	4	20" x 20" x 1"



CAUTIONS: All dimensions in inches and are subject to change without notice.